

EXTRA

Live in bright spaces



NovaBell



LIVE IN BRIGHT SPACES.

Superfici scenografiche che nascono dalle innovazioni tecnologiche NovaBell. Extra è un nuovo modo di concepire il gres porcellanato effetto marmo, elegante, lussuoso e di assoluta tendenza.

Striking surfaces based on NovaBell's technological innovations. Extra is a new way of conceiving elegant, luxurious and highly trendy marble-look porcelain stoneware.

Les innovations technologiques NovaBell permettent de créer des surfaces au rendu scénographique. Extra est une nouvelle façon de concevoir le grès cérame effet marbre, élégant, luxueux et particulièrement tendance.

Ausdrucksstarke Oberflächen aus der Innovationsschmiede NovaBell. Extra steht für eine neue Konzeption von Feinsteinzeug mit Marmoroptik: edel, elegant und absolut im Trend.


BEST CHOICE.

Esattamente come accade per le pietre naturali, Extra è una selezione di marmi in gres porcellanato che estrae il meglio dalla tecnologia industriale; a partire dalle materie prime che rendono i fondi più chiari e luminosi fino ai pigmenti colorati che riflettono grafiche profonde, sempre più autentiche e naturali.


Just like natural stone, Extra is a selection of porcelain stoneware marbles that extracts the best from industrial technology: from the raw materials that make the backgrounds lighter and brighter to the colourful pigments featuring deep, authentic and natural graphic effects.

Tout comme les pierres naturelles, Extra est une sélection de marbres en grès cérame, qui révèle les prodiges de la technologie industrielle, des matières premières qui donnent des fonds plus clairs et plus éclatants, aux pigments colorés faisant émerger des motifs en profondeur, pour un rendu de plus en plus authentique et naturel.


Genau wie bei den Feinsteinzeugkollektionen mit Natursteinoptik, bietet Extra ein exklusives Sortiment an Marmorinterpretationen, die das Nonplusultra industrieller Fertigungstechnologien in sich vereinen; angefangen bei den Rohstoffen für noch heller leuchtende Grundfliesen, bis hin zu den Farbpigmenten für tiefgründige und immer authentischere graphische Effekte.




CALACATTA SELECT



ONICE BIANCO



PULPIS GREY

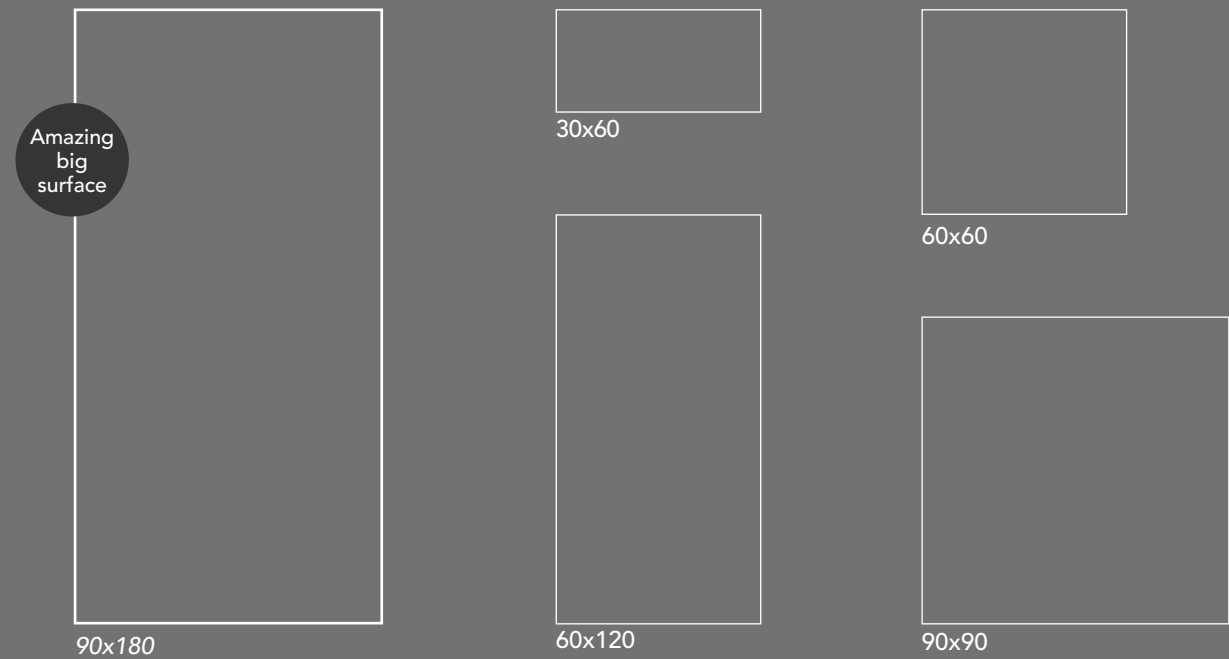


PULPIS BEIGE



SCENIC WHITE

EXTRA SIZES AND TWO ELEGANT SURFACES.



Extra fonde in 2 superfici e 5 formati tutta la bellezza NovaBell. La collezione, ricca di soluzioni modulari, è impreziosita dal magnifico 90x180 cm che dona continuità grafica e visiva a pareti e pavimenti.

Extra combines all the beauty of NovaBell into 2 surfaces and 5 sizes. The collection, which features a range of modular solutions, is enhanced by the magnificent 90x180 cm size, which lends graphic and visual continuity to walls and floors.

En 2 surfaces et 5 formats, Extra réunit toute la beauté NovaBell. Riche en solutions modulaires, cette collection est rehaussée du magnifique format de 90x180 cm, qui apporte une continuité graphique et visuelle aux murs et aux carreaux de sol.

Bei Extra präsentiert sich die Schönheit aus dem Hause NovaBell in 2 Oberflächen und 5 Formaten. Die Kollektion umfasst zahlreiche modulare Lösungen und wird durch das außergewöhnliche Format 90x180 cm abgerundet, das optisch durchgängige Wand - und Bodengestaltungen ermöglicht.

◆ NATURAL SURFACE.

Le superfici naturali di Extra riflettono magnifiche venature realizzate con smalti traslucenti. L'innovativo effetto si rivela in controluce mostrando il dialogo tra la materia setosa e i brillanti segni grafici.

Extra's natural surfaces feature magnificent vein patterns created with translucent glazes. The innovative effect is revealed against the light, revealing a dialogue between the silky material and the brilliant graphic effects.

Les surfaces naturelles d'Extra reproduisent de splendides veines réalisées avec des émaux translucides, et à contre-jour, elles révèlent un tout nouvel effet qui accentue le dialogue entre le velouté de la matière et l'éclat des graphismes.

Die naturgetreuen Oberflächen von Extra werden von wunderschönen, das Licht reflektierende Maserungen durchzogen, die durch transluzente Glasuren entstehen. Der innovative Effekt kommt bei Betrachtung gegen das Licht zum Vorschein, die den Dialog zwischen der seidigen Materie und den schimmernden grafischen Strukturen offenbart.





ONICE BIANCO

PREZIOSE SFUMATURE MINERALI
CHE SCORRONO SU SUPERFICI
BRILLANTISSIME.

EXQUISITE MINERAL SHADES
COVER BRILLIANT SURFACES.

DE PRÉCIEUSES NUANCES
MINÉRALES PARCOURENT DES
SURFACES ULTRA-BRILLANTES.

EDLE MINERALISCHE NUANCEN
DURCHZIEHEN LEUCHTEND
GLÄNZENDE OBERFLÄCHEN.





Onice Bianco
90x180
Intreccio Lev. Onice / Beige
30x30

Onice Bianco
90x180



DECORATIVE DETAIL.



INTRECCIO
30x30



Il programma decorativo Extra mette in scena mosaici e moduli lineari che dialogano con le texture in movimento. La frammentazione musiva decora elegantemente le pareti donando grande personalità alle superfici.

The Extra decorative range features mosaics and linear modules that dialogue with moving textures. The mosaic fragmentation elegantly decorates the walls, accentuating the surfaces' personality.

Les propositions décoratives d'Extra convoquent des mosaïques et des modules linéaires, qui dialoguent avec les textures animées. Les tesselles décorent élégamment les murs, dotant les surfaces d'une personnalité extraordinaire.

Das Dekorprogramm von Extra setzt mit Mosaiken und linearen Modulen Akzente, die in einen bewegten Dialog mit den Texturen treten. Mosaikfragmente ermöglichen elegante Wandgestaltungen voller Individualität und Persönlichkeit.

PULPIS GREY

I TONI DELLE VENATURE PROFONDE CHE
REGALANO CROMIE UNICHE E RICERCATE.

THE TONES OF DEEP VEIN PATTERNS CONVEY
UNIQUE, SOPHISTICATED COLOURS.

LES TONALITÉS DES VEINES PROFONDES METTENT
AU JOUR DES TEINTES UNIQUES ET RAFFINÉES.

DIE TÖNE DER TIEFGRÜNDIGEN ÄDERUNGEN
LASSEN EIN EINZIGARTIGES FARBENSPIEL
ENTSTEHEN





PULPIS GREY


STONE LANGUAGE.

Le venature e le sfumature che caratterizzano la materia in gres porcellanato non sono pure riproduzioni ma tracce visibili di uno studio profondo della superficie. Che siano fondi o tagli decorativi, l'effetto marmo è ricco di dettagli e tonalità cromatiche; il tutto proiettato su una superficie brillante che diffonde la luce.

The vein patterns and shading that characterise porcelain stoneware material are not pure reproductions, but visible traces of a profound study of the surface. Whether plain tiles or decorative cuts, the marble look is packed with details and colour tones; all projected onto a brilliant surface that diffuses light.

Les veines et les nuances qui caractérisent le grès cérame ne sont pas de simples répliques, mais des motifs résultant d'une étude approfondie de la surface. Qu'il s'agisse de fonds ou de décors, l'effet marbre est riche en détails et en nuances ; le tout projeté sur une surface brillante qui renvoie la lumière.

Die Maserungen und Farbverläufe dieses Materials aus Feinsteinzeug sind mehr als schlichte Reproduktionen: sie sind das greifbare Ergebnis einer intensiven Auseinandersetzung mit der Oberfläche. Seien es Grundfliesen oder Dekorfliesen - stets bietet die Marmoroptik eine Vielzahl an Details und farblichen Varianten; und all das in Verbindung mit einer glänzenden und das Licht reflektierenden Oberfläche.



Modulo Mix Pulpis Grey Levigato
60x120

Pulpis Grey 60x120



CALACATTA SELECT

IL BIANCO PIÙ PURO E LUMINOSO CHE FA LA DIFFERENZA.

THE PUREST, BRIGHTEST WHITE THAT MAKES ALL THE DIFFERENCE.

LE BLANC LE PLUS PUR ET LE PLUS LUMINEUX QUI FAIT LA DIFFÉRENCE.

EIN WEISS, DAS IN REINHEIT UND STRAHLKRAFT SEINES GLEICHEN SUCHT.

PURE COMBINATIONS.



Calacatta Select con la sua superficie bianca e delicatamente disegnata testimonia l'innovazione NovaBell all'insegna di una nuova era estetica; la sua purezza si combina armoniosamente con materie complementari che ne esaltano la bellezza. Gli effetti marmo e legno di NovaBell giocano un ruolo ben preciso che fonde insieme i due materiali architettonici per eccellenza.

With its delicately designed white surface, Calacatta Select demonstrates NovaBell's innovation, heralding a new aesthetic era; its purity is harmoniously combined with complementary materials that enhance its beauty. NovaBell's marble and wood looks play a very specific role, blending together two classic architectural materials.

Avec sa surface blanche et délicatement veinée, Calacatta Select illustre bien la nature de l'innovation NovaBell, emblématique d'une nouvelle ère esthétique, dont la pureté s'allie harmonieusement avec des matières complémentaires qui en rehaussent la beauté. Les effets marbres et bois de NovaBell jouent un rôle bien précis en mêlant les deux matériaux architecturaux par excellence.

Calacatta Select steht mit seiner weißen Oberfläche mit dezenter Musterung für die Innovationsstärke von NovaBell und markiert eine neue ästhetische Ära; ergänzende Materialien harmonisieren perfekt mit der vollendeten Reinheit der Materie und unterstreichen die Schönheit der Kollektion. Die Marmor- und Holzoptiken von NovaBell übernehmen eine genau definierte Rolle, bei der die beiden Paradematerialien der Architektur eine perfekte Symbiose eingehen

Calacatta Select
90x180
EICHE Timber
26x160

Calacatta Select
90x90
EICHE Timber
26x160

PULPIS BEIGE

LA MATERIA LUCENTE ATTRAVERSATA
DA STRIATURE DORATE CHE DONANO
ELEGANZA.

A GLOSSY MATERIAL EMBELLISHED WITH
ELEGANT GOLD STREAKS.

UNE MATIÈRE BRILLANTE TRAVERSÉE
D'ÉLÉGANTES STRIES DORÉES.


DIE GLÄNZENDE MATERIE WIRD VON
ELEGANTEN GOLDFARBENEN ÄDERUNGEN
DURCHZOGEN.







COMFORTABLE SURFACE.



ESAGONA
39,2x34,5

I mosaici Extra sono elementi decorativi studiati per esaltare tutte le superfici. Le pareti destinate ad accogliere i materiali NovaBell acquistano una lussuosa semplicità e tutta la praticità del gres porcellanato Extra.

Extra mosaics are decorative elements designed to enhance all surfaces. Walls designed to feature NovaBell materials acquire a luxurious simplicity and all the practicality of Extra porcelain stoneware.

Les mosaïques Extra sont des éléments décoratifs conçus pour ennoblir toutes les surfaces. Les murs destinés à accueillir les matériaux NovaBell se parent d'une luxueuse simplicité et de toute la praticité du grès cérame Extra.

Die Mosaiken von Extra wurden als Dekorelemente konzipiert, um ausdrucksstarke Akzente auf den Oberflächen zu setzen. Die mit den Materialien von NovaBell gestalteten Wände bestechen durch luxuriöse Einfachheit und bieten gleichzeitig den gesamten Verwendungskomfort des Feinsteinzeugs Extra.



SCENIC WHITE

IL BLACK&WHITE CHE DISEGNA LE SUPERFICI CON MAGNETISMO E PERSONALITÀ.

BLACK & WHITE IMBUE SURFACES WITH MAGNETISM AND PERSONALITY.

LE NOIR ET BLANC ANIME LES SURFACES AVEC MAGNÉTISME ET PERSONNALITÉ.

BLACK & WHITE LÄSST CHARAKTERSTARKE OBERFLÄCHEN MIT MAGNETISCHER ANZIEHUNGSKRAFT ENTSTEHEN






Scenic White
90x180
Chevron Lev. Scenic White / Pulpis Grey
29,4x28,4

Scenic White
90x90

CREATIVE DESIGN.



LISCA
28x28

30
EXTRA

Le scenografiche superfici disegnano lo spazio con elegantissime texture black&white. Pareti e pavimenti riflettono venature decise su un fondo bianco incontaminato e purissimo che dona all'architettura un'atmosfera vivida e cristallina.

The striking surfaces adorn the space with elegant black&white textures. Walls and floors display bold vein patterns on a pristine, pure white background, giving architecture a vivid, crystalline atmosphere.

Les surfaces grandioses caractérisent l'espace avec de très élégantes textures en noir et blanc. Les murs et les carreaux de sol renvoient audacieusement leurs veines sur un fond blanc pur et immaculé, qui plonge l'architecture dans une atmosphère vivifiante et cristalline.

Effektvolle Oberflächen setzen durch elegante Texturen in black&white wirkungsvolle Akzente im Raum. An den Wänden und auf den Böden schimmern markante Maserungen auf einem Untergrund in purem, vollkommenen Weiß, das dem Interieur eine lebendige und kristalline Atmosphäre verleiht.

Lisca Lev. Scenic White
28x28



31

Onice Bianco
Levigato



ITEMS

Onice Bianco
Naturale



CALACATTA SELECT


■ LEVIGATO
POLISHED
GESCHLIFFEN
POLI

◆ NATURALE
NATURAL
NATÜRLICH
NATUREL




- 5
90x180
- 10
90x90
- 20
60x120
- 40
60x60
- 80
30x60


GRAFICHE DIVERSE
DIFFERENT PATTERNS
DIFFÉRENTS MOTIFS
VERSCHIEDENE MUSTER




90x180 / 35^{7/16}x70^{7/8}




30x60 / 11^{13/16}x23^{5/8} ■ ◆



60x120 / 23^{5/8}x47^{1/4} ■ ◆



90x90 / 35^{7/16}x35^{7/16} ■ ◆



60x60 / 23^{5/8}x23^{5/8} ■ ◆


90x90 35 ^{7/16} x35 ^{7/16}	60x120 23 ^{5/8} x47 ^{1/4}	60x60 23 ^{5/8} x23 ^{5/8}	30x60 11 ^{13/16} x23 ^{5/8}
NATURALE / RETTIFICATO			
EXT 89RT ⁰² 1120	EXT 82RT ⁰² 1090	EXT 80RT ⁰³ 1070	EXT 86RT ⁰⁶ 1065

90x180 35 ^{7/16} x70 ^{7/8}	90x90 35 ^{7/16} x35 ^{7/16}	60x120 23 ^{5/8} x47 ^{1/4}	60x60 23 ^{5/8} x23 ^{5/8}	30x60 11 ^{13/16} x23 ^{5/8}
LEVIGATO / RETTIFICATO				
EXT 88LR ⁰¹ 1135	EXT 89LR ⁰² 1125	EXT 82LR ⁰² 1115	EXT 80LR ⁰³ 1105	EXT 86LR ⁰⁶ 1095



30x30 - 11^{13/16}x11^{13/16} ¹⁰
EXT 885L Mosaico 5x5 ³¹²⁵
Calacatta Levigato


EXT 885N Mosaico 5x5 ¹⁰
Calacatta Naturale ³¹¹⁵




30x30 - 11^{13/16}x11^{13/16} ¹⁰
EXT 884L Basket Lev. ³¹³⁰
Calacatta / Pulpis Grey




29,4x28,4 - 11^{9/16}x11^{3/16} ⁰⁷
EXT 889L Chevron Lev. ³¹⁵⁰
Calacatta / Pulpis Grey



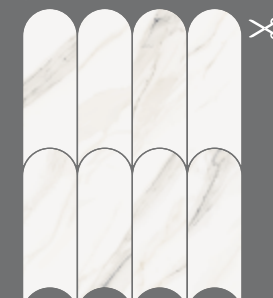
39,2x34,5 - 15^{7/16}x13^{9/16} ⁰⁵
EXT 887L Esagona Lev. ³¹⁷⁵
Calacatta / Pulpis Grey




30x30 - 11^{13/16}x11^{13/16} ¹⁰
EXT 881L Intreccio Lev. ³¹³⁰
Calacatta / Pulpis Grey



28x28 - 11"x11" ¹⁰
EXT 883L Lisca Lev. ³¹³⁰
Calacatta




30x37,5 - 11^{13/16}x14^{3/4} ⁰⁶
EXT 882L Round ³¹⁶⁵
Calacatta Lev./Nat.




60x120 - 23^{5/8}x47^{1/4}

EXT 880L Modulo Mix Calacatta Levigato



⁰²

652



ONICE BIANCO

LEVIGATO
 POLISHED
 GESCHLIFFEN
 POLI

NATURALE
 NATURAL
 NATÜRLICH
 NATUREL




90x180 / 35^{7/16}x70^{7/8}




30x60 / 11^{13/16}x23^{5/8}



60x120 / 23^{5/8}x47^{1/4}




90x90 / 35^{7/16}x35^{7/16}



60x60 / 23^{5/8}x23^{5/8}


90x90 35 ^{7/16} x35 ^{7/16}	60x120 23 ^{5/8} x47 ^{1/4}	60x60 23 ^{5/8} x23 ^{5/8}	30x60 11 ^{13/16} x23 ^{5/8}
NATURALE / RETTIFICATO			
EXT 39RT 02 1120	EXT 32RT 02 1090	EXT 30RT 03 1070	EXT 36RT 06 1065

90x180 35 ^{7/16} x70 ^{7/8}	90x90 35 ^{7/16} x35 ^{7/16}	60x120 23 ^{5/8} x47 ^{1/4}	60x60 23 ^{5/8} x23 ^{5/8}	30x60 11 ^{13/16} x23 ^{5/8}
LEVIGATO / RETTIFICATO				
EXT 38LR 01 1135	EXT 39LR 02 1125	EXT 32LR 02 1115	EXT 30LR 03 1105	EXT 36LR 06 1095



30x30 - 11^{13/16}x11^{13/16}
EXT 335L Mosaico 5x5 10 3125
Onice Levigato


EXT 335N Mosaico 5x5 10 3115
Onice Naturale




30x30 - 11^{13/16}x11^{13/16}
EXT 334L Basket Lev. 10 3130
Onice / Pulpis Beige



29,4x28,4 - 11^{9/16}x11^{3/16}
EXT 339L Chevron Lev. 07 3150
Onice / Beige



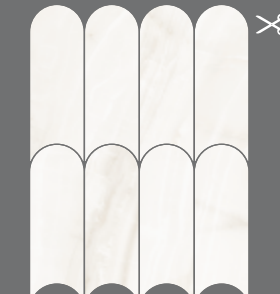
39,2x34,5 - 15^{7/16}x13^{9/16}
EXT 337L Esagona Lev. 05 3175
Onice / Pulpis Beige




30x30 - 11^{13/16}x11^{13/16}
EXT 331L Intreccio Lev. 10 3130
Onice / Pulpis Beige




28x28 - 11"x11"
EXT 333L Lisca Lev. 10 3130
Onice



30x37,5 - 11^{13/16}x14^{3/4}
EXT 332L Round
Onice Lev./Nat. 06 3165



60x120 - 23^{5/8}x47^{1/4}
EXT330L Modulo Mix Onice Levigato



02 652

5
 90x180

10
 90x90

20
 60x120

40
 60x60

80
 30x60


GRAFICHE DIVERSE
 DIFFERENT PATTERNS
 DIFFÉRENTS MOTIFS
 VERSCHIEDENE MUSTER



PULPIS BEIGE

LEVIGATO
 POLISHED
 GESCHLIFFEN
 POLI


NATURALE
 NATURAL
 NATÜRLICH
 NATUREL




30x60 / 11"13/16"x23"5/8" ■ ◆



60x120 / 23"5/8"x47"1/4" ■ ◆



90x90 / 35"7/16"x35"7/16" ■ ◆



60x60 / 23"5/8"x23"5/8" ■ ◆


90x90 35"7/16"x35"7/16"	60x120 23"5/8"x47"1/4"	60x60 23"5/8"x23"5/8"	30x60 11"13/16"x23"5/8"	
NATURALE / RETTIFICATO				
EXT 49RT 02 1120	EXT 42RT 02 1090	EXT 40RT 03 1070	EXT 46RT 06 1065	
90x180 35"7/16"x70"7/8"	90x90 35"7/16"x35"7/16"	60x120 23"5/8"x47"1/4"	60x60 23"5/8"x23"5/8"	30x60 11"13/16"x23"5/8"
LEVIGATO / RETTIFICATO				
EXT 48LR 01 1135	EXT 49LR 02 1125	EXT 42LR 02 1115	EXT 40LR 03 1105	EXT 46LR 06 1095

GRAFICHE DIVERSE
 DIFFERENT PATTERNS
 DIFFÉRENTS MOTIFS
 VERSCHIEDENE MUSTER

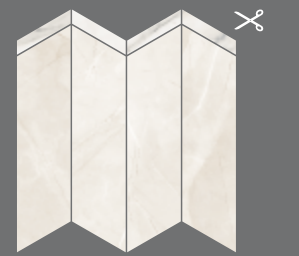


30x30 - 11"13/16"x11"13/16" 10
 EXT 445L Mosaico 5x5 Pulpis Beige Levigato 3125


EXT 445N Mosaico 5x5 Pulpis Beige Naturale 10 3115



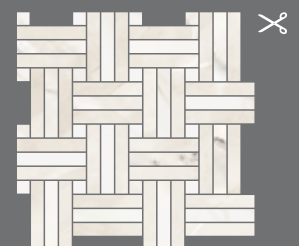
30x30 - 11"13/16"x11"13/16" 10
 EXT 444L Basket Lev. Beige / Calacatta Select 3130



29,4x28,4 - 11"9/16"x11"3/16" 07
 EXT 449L Chevron Lev. Pulpis Beige / Calacatta Select 3150



39,2x34,5 - 15"7/16"x13"9/16" 05
 EXT 447L Esagona Lev. Pulpis Beige / Calacatta Select 3175




30x30 - 11"13/16"x11"13/16" 10
 EXT 441L Intreccio Lev. Pulpis Beige / Calacatta Select 3130




28x28 - 11"x11" 10
 EXT 443L Lisca Lev. Pulpis Beige 3130



30x37,5 - 11"13/16"x14"3/4" 06
 EXT 442L Round Pulpis Beige Lev./Nat. 3165



60x120 - 23"5/8"x47"1/4" 02
 EXT 440L Modulo Mix Pulpis Beige Levigato 652



60x120 - 23"5/8"x47"1/4" 02
 EXT 440L Modulo Mix Pulpis Beige Levigato 652



PULPIS GREY

■ LEVIGATO
 POLISHED
 GESCHLIFFEN
 POLI

◆ NATURALE
 NATURAL
 NATÜRLICH
 NATUREL

- 5**
90x180
 - 10**
90x90
 - 20**
60x120
 - 40**
60x60
 - 80**
30x60
- GRAFICHE DIVERSE
 DIFFERENT PATTERNS
 DIFFÉRENTS MOTIFS
 VERSCHIEDENE MUSTER

90x180 / 35^{7/16}x70^{7/8} ■

30x60 / 11^{13/16}x23^{5/8} ■◆

90x90 / 35^{7/16}x35^{7/16} ■◆

60x120 / 23^{5/8}x47^{1/4} ■◆

90x90 / 35^{7/16}x35^{7/16} ■◆

60x60 / 23^{5/8}x23^{5/8} ■◆

NATURALE / RETTIFICATO				
90x90 35 ^{7/16} x35 ^{7/16}	60x120 23 ^{5/8} x47 ^{1/4}	60x60 23 ^{5/8} x23 ^{5/8}	30x60 11 ^{13/16} x23 ^{5/8}	
EXT 29RT 02 1120	EXT 22RT 02 1090	EXT 20RT 03 1070	EXT 26RT 06 1065	
LEVIGATO / RETTIFICATO				
90x180 35 ^{7/16} x70 ^{7/8}	90x90 35 ^{7/16} x35 ^{7/16}	60x120 23 ^{5/8} x47 ^{1/4}	60x60 23 ^{5/8} x23 ^{5/8}	30x60 11 ^{13/16} x23 ^{5/8}
EXT 28LR 01 1135	EXT 29LR 02 1125	EXT 22LR 02 1115	EXT 20LR 03 1105	EXT 26LR 06 1095

30x30 - 11^{13/16}x11^{13/16} 10
EXT 225L Mosaico 5x5 3125
Pulpis Grey Levigato

30x30 - 11^{13/16}x11^{13/16} 10
EXT 224L Basket Lev. 3130
Pulpis Grey / Calacatta Select

EXT 225N Mosaico 5x5 10
Pulpis Grey Naturale 3115

29,4x28,4 - 11^{9/16}x11^{3/16} 07
EXT 229L Chevron Lev. 3150
Pulpis Grey / Calacatta Select

39,2x34,5 - 15^{7/16}x13^{9/16} 05
EXT 227L Esagona Lev. 3175
Pulpis Grey / Calacatta Select

30x30 - 11^{13/16}x11^{13/16} 10
EXT 221L Intreccio Lev. 3130
Pulpis Grey / Calacatta Select

28x28 - 11"x11" 10
EXT 223L Lisca Lev. 3130
Pulpis Grey

30x37,5 - 11^{13/16}x14^{3/4} 06
EXT 222L Round 3165
Pulpis Grey Lev./Nat.

60x120 - 23^{5/8}x47^{1/4} 02
EXT 220L Modulo Mix Pulpis Grey Levigato 652




SCENIC WHITE

LEVIGATO
POLISHED
GESCHLIFFEN
POLI

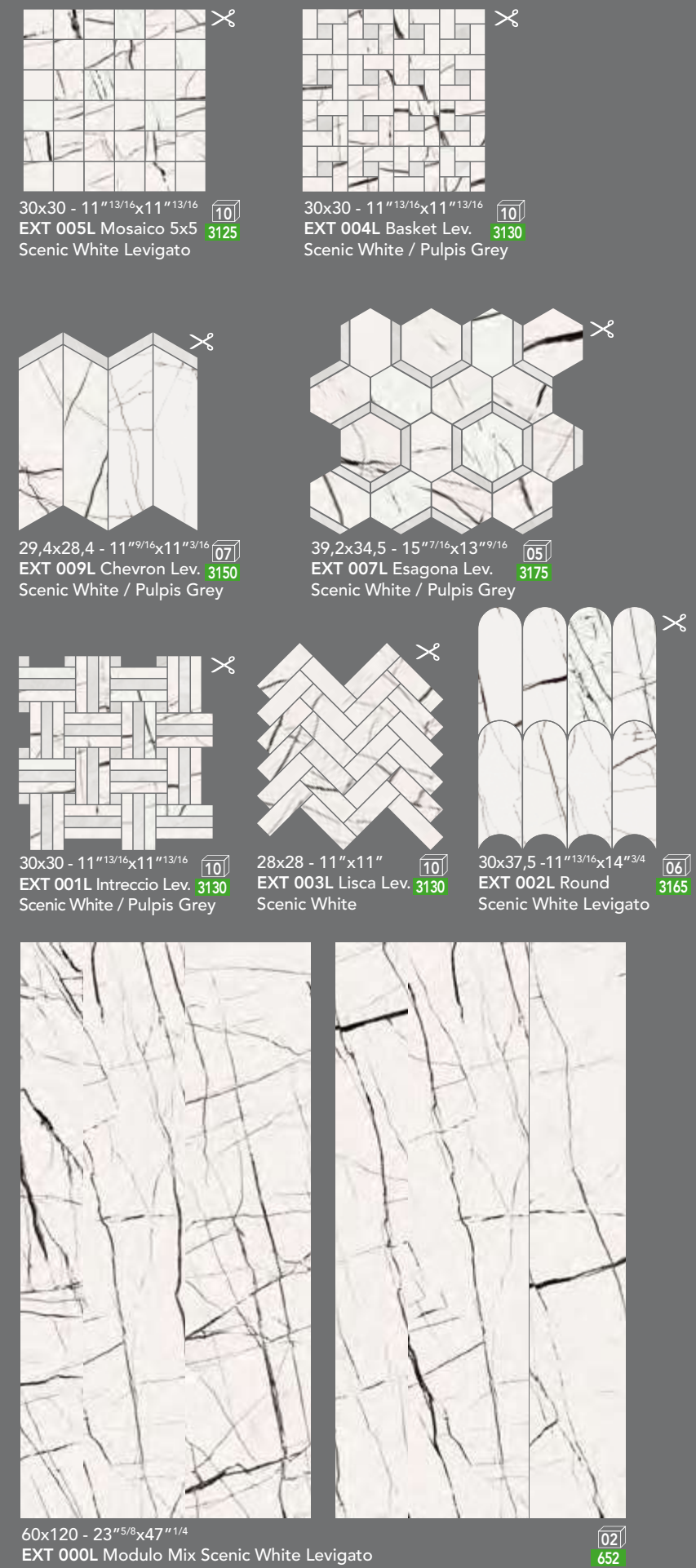
- 5**
90x180
- 10**
90x90
- 20**
60x120
- 40**
60x60
- 80**
30x60

GRAFICHE DIVERSE
DIFFERENT PATTERNS
DIFFÉRENTS MOTIFS
VERSCHIEDENE MUSTER



90x180 / 35^{7/16}x70^{7/8} ■
60x120 / 23^{5/8}x47^{1/4} ■
90x90 / 35^{7/16}x35^{7/16} ■
60x60 / 23^{5/8}x23^{5/8} ■

90x180 35 ^{7/16} x70 ^{7/8}	90x90 35 ^{7/16} x35 ^{7/16}	60x120 23 ^{5/8} x47 ^{1/4}	60x60 23 ^{5/8} x23 ^{5/8}	30x60 11 ^{13/16} x23 ^{5/8}
LEVIGATO / RETTIFICATO				
EXT 08LR 01 1135	EXT 09LR 02 1125	EXT 02LR 02 1115	EXT 00LR 03 1105	EXT 06LR 06 1095



30x30 - 11^{13/16}x11^{13/16} **10**
EXT 005L Mosaico 5x5 **3125**
Scenic White Levigato

30x30 - 11^{13/16}x11^{13/16} **10**
EXT 004L Basket Lev. **3130**
Scenic White / Pulpis Grey

29,4x28,4 - 11^{9/16}x11^{3/16} **07**
EXT 009L Chevron Lev. **3150**
Scenic White / Pulpis Grey

39,2x34,5 - 15^{7/16}x13^{9/16} **05**
EXT 007L Esagona Lev. **3175**
Scenic White / Pulpis Grey

30x30 - 11^{13/16}x11^{13/16} **10**
EXT 001L Intreccio Lev. **3130**
Scenic White / Pulpis Grey

28x28 - 11"x11" **10**
EXT 003L Lisca Lev. **3130**
Scenic White

30x37,5 - 11^{13/16}x14^{3/4} **06**
EXT 002L Round **3165**
Scenic White Levigato

60x120 - 23^{5/8}x47^{1/4} **02**
EXT 000L Modulo Mix Scenic White Levigato **652**

TECHNICAL

TECHNICAL	DIN 51130	DIN 51097	BCR	ANSI DCOF	DEEP ABRASION RESISTANCE	MOHS	RECOMMENDED USE	RESISTANCE TO STAINING	ANSI A 137.1
N NATURAL	R9	-	DRY > 0.40 WET > 0.40	WET ≥ 0.42	< 175 mm ³	≥ 5	4	5	
L LEVIGATO	-	-	DRY > 0.40 WET > 0.40	-	< 175 mm ³	-	3	3	

IMBALLI e PESI

Packaging and weights / Verpackungen und Gewichte / Emballages et poids

SIZES	PZ	BOX		PALLET		THICKNESS
		m ²	kg	m ²	kg	
90x180	1	1,620	38,3	58,320	1379	9,5
90x90	2	1,620	38,1	35,640	839	9,5
60x120	2	1,440	30,4	46,080	973	9,5
60x60	3	1,080	22,5	43,200	900	9,5
30x60	6	1,080	22,3	43,200	892	9,5

MERCHANDISING

Pannelli Sinottici / Synoptical Panels / Panneaux Synoptique / Übersichts Paneele 100x200 - 120x240



PG EXT FT PG EXT MOSAICS PG EXT 60X120/60x60



PG EXT 90x90 PG EXT 90x180



SCAEXT6 SCA-EXT

DATI TECNICI

Technical features / Technische eigenschaften / Caracteristiques techniques

The International reference standards: ISO - ASTM

Characteristics and Test methods	Requirements EN 14411 ⁽¹⁾ - G / ISO 13006 ⁽²⁾ - G	Our general values
Determination of water absorption - (ISO 10545-3)	Average value E _s ≤ 0.5 % / Individual maximum 0.6%	≤ 0,06 % Average value and individual maximum
Classification	Definition § 3.2 and § 3.7	Bl – Porcelain tiles
Physical properties		
Modulus of rupture - (ISO 10545-4)	Average ≥ 35 N/mm ²	≥ 35 N/mm ²
Breaking strength - (ISO 10545-4)	Average ≥ 1300 N for thickness ≥ 7.5 mm Average ≥ 700 N for thickness < 7.5 mm	Complies
Resistance to deep abrasion - (ISO 10545-6)	Max volume abraded ≤ 175 mm ³	< 175 mm ³
Resistance to surface abrasion - (ISO 10545-7)	Abrasion class and cycles passed	Class 0 - 5
Recommended use	Novabell criterion	Class 4 (see Annex N - ISO 13006 / EN 14411)
Coefficient of linear thermal expansion - (ISO 10545-8)	Declared value ⁽¹⁾ / Test method available ⁽²⁾	< 7,1 x 10 ⁻⁶ °C ⁻¹
Thermal shock resistance - (ISO 10545-9)	Pass according to EN ISO 10545-11 ⁽¹⁾ / Test method available ⁽²⁾	Complies
Crazing resistance - (ISO 10545-11)	Pass according to EN ISO 10545-11 ⁽¹⁾ / Required ⁽²⁾	Complies
Frost resistance - (ISO 10545-12)	Pass according to EN ISO 10545-11 ⁽¹⁾ / Required ⁽²⁾	Complies
Moisture expansion - (ISO 10545-10)	Declared value ⁽¹⁾ / Test method available ⁽²⁾	≤ 0.2 mm/m
Small colour differences - (ISO 10545-16)	ΔE _{cmc} < 0.75 ⁽¹⁾	If agreed
Impact resistance - (ISO 10545-5)	Declared value ⁽¹⁾ / Test method available ⁽²⁾	COR > 0.75
Reaction to fire	Class A1 or A1 _{FL} ⁽¹⁾	A1 / A1 _{FL} (Classified Without Testing (DWT) – 96403 EC)
Mohs hardness scale - (ex EN 101 / BS 6431-13)	--	≥ 5
Chemical properties		
Chemical resistance - (GL) (ISO 10545-13): • Resistance to low and high concentrations of acids and alkalis • Resistance to household chemicals and swimming pool salts	Declared value ⁽¹⁾ / Manufacturer is to state classification ⁽²⁾ Minimum class B	Resistant (see 'Maintenance and care' section) A
Resistance to staining - (ISO 10545-14)	Minimum class 3	
Release of dangerous substances - (ISO 10545-15)	Declared value ⁽¹⁾ / Test method available ⁽²⁾	
Dimensions - (ISO 10545-2)	See ANNEX G	
Surface quality - (ISO 10545-2 § 7)	A minimum of 95% of the tiles shall be free from visible defects that would impair the appearance of a major area tiles	
Determination of anti-slip properties – Workrooms and fields of activities with raised slip danger, walking method-Ramp test (DIN 51130) – Germany	BGR / ASR	From R9 to R13
Dynamic Coefficient Friction wet and dry condition (BCR – ex BCRA) Italy	DM n. 236 / 1989	μ > 0,40

(1) Requirements according to EN 14411 (2) Requirements according to ISO 13006

The International reference standards: ANSI - ASTM


Characteristics and Test methods	Requirements ANSI A 137.1	Our general values
Determination of water absorption - (ASTM C 373)	Average value E _s ≤ 0.5 %	Average value ≤ 0,06%
Classification	Definition § 3.0	Porcelain tiles
Physical properties		
Breaking strength - (ASTM C 648)	Average ≥ 250 lbf (1.11 kN) Individual ≥ 225 lbf (1.00 kN)	Complies
Visible abrasion - (ASTM C 1027)	As reported	Class 0 - 5
Raccomandato use	Novabell criterion (see Annex N - ISO 13006 / EN 14411)	Class 4
Thermal shock resistance - (ASTM C 428)	Pass	Complies
Crazing resistance - (ASTM C 424)	Pass	Complies
Resistance to freeze/thaw cycling - (ASTM C 1026)	As reported	Resistant
Bond strength - (ASTM C 482)	≥ 50 psi (0.34 MPa)	> 1 MPa
Color Uniformity - (ASTM C 609 and ANSI A 137.1 Section 9.3) ⁽²⁾	V0 – 3 Judds	See the specific section
Mohs hardness scale - (ex EN 101 / BS 6431-13)	--	≥ 5
Chemical properties		
Chemical resistance - (ASTM C 650)	As reported	Resistant
Stain resistance - (ASTM C 1378)	As reported	Resistant
Dimensions - Calibrated tiles		
Dimensions - (ASTM C 499) - (ASTM C 485) - (ASTM C 502)	See ANSI A 137.1 - Tab.10	Complies
Dimensions - Rectified tiles		
Dimensions - (ASTM C 499) - (ASTM C 485) - (ASTM C 502)	See ANSI A 137.1 - Tab.10	Complies
Slipperiness		
DCOF Resistance (ANSI A 137.1 Section 9.6)	≥ 0.42 ⁽¹⁾	DCOF ≥ 0.42

(1) For level interior spaces expected to be walked upon when wet (2) For V0 tiles only

 La tabella in italiano con i dati tecnici è scaricabile su www.novabell.it


 Si vous le souhaitez, téléchargez le tableau contenant les données techniques en français en allant sur www.novabell.it

 The English language technical specification for each collection can be downloaded from www.novabell.it

 Die Tabelle in deutscher Sprache kann auf www.novabell.it heruntergeladen werden.



**EXTRA
NATURALE**

 Utilizzare il QR CODE per scaricare le schede tecniche



**EXTRA
LEVIGATO**

 Veuillez utiliser le QR CODE pour télécharger les fiches techniques

 Use the QR CODE to download data sheets

 QR CODE benutzen um die technische datenblätter runter zu laden

LEED® CERTIFICATION COMPLIANT

EXTRA E' UN PRODOTTO CON PARTICOLARI CARATTERISTICHE DI ECOSOSTENIBILITA', CHE CONTRIBUISCE ALL'OTTENIMENTO DEI CREDITI PER LA CERTIFICAZIONE LEED (LEADERSHIP IN ENERGY AND ENVIRONMENTAL DESIGN).

EXTRA IS A PRODUCT WITH PARTICULAR ENVIRONMENTAL SUSTAINABILITY CHARACTERISTICS, THAT HELPS IN OBTAINING POINTS FOR LEED (LEADERSHIP IN ENERGY AND ENVIRONMENTAL DESIGN) CERTIFICATION.

EXTRA IST EIN AUSGESPROCHEN UMWELTFREUNDLICHES PRODUKT, DAS ZUM ERREICHEN DER PUNKTE FÜR DIE ZERTIFIZIERUNG NACH LEED (LEADERSHIP IN ENERGY AND ENVIRONMENTAL DESIGN) BEITRÄGT.

LA SERIE EXTRA PRESENTE DE CARACTERISTIQUES SPECIFIQUES DE DEVELOPPEMENT DURABLE; ELLE CONTRIBUS A OBTENIR DE CREDITS POUR LA CERTIFICATION LEED (LEADERSHIP IN ENERGY AND ENVIRONMENTAL DESIGN).





NOVABELL SpA CERAMICHE ITALIANE
via Molino, 1 - 42014 Roteglia (RE), Italia
T +39 0536 86 11 11 - F +39 0536 85 12 05
info@novabell.it - export@novabell.it
www.novabell.it

